



## Summary Feedback

(Combined feedback broadcasted at multiple times this week)

### PRE - RECORDED ST1-ST4 Teaching Programme 2023

## GIT - Mastering Plain X-Ray Abdomen & Viva Cases

(20<sup>th</sup> and 21<sup>st</sup> May 2023)

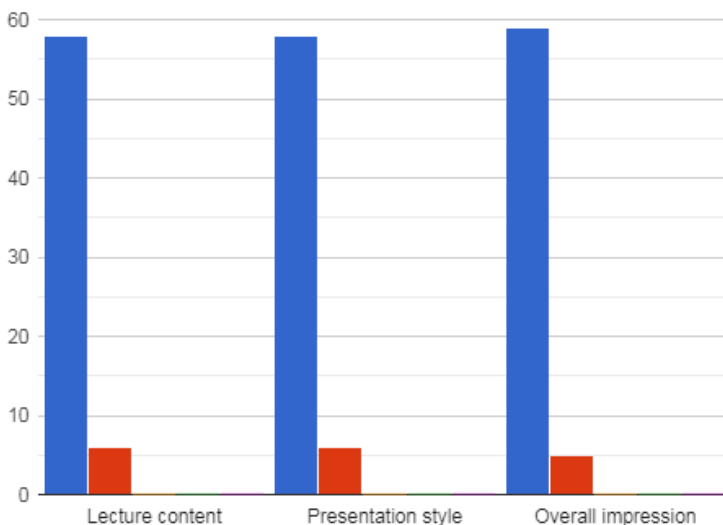
Lecturer: Sami Khan

### Summary Points:

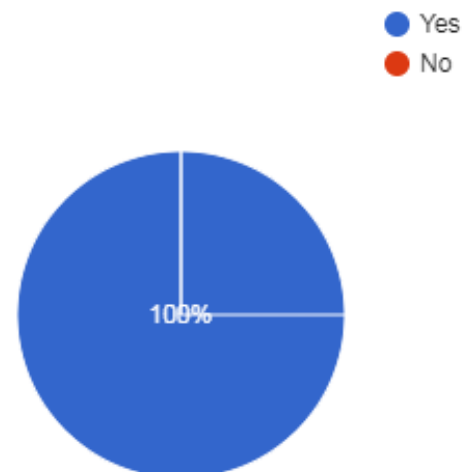
- Total Attendees: 358 from 32 Countries (Bahrain, Bangladesh, Canada, China, Czech Republic, Dominica, Egypt, Hong Kong, India, Indonesia, Iraq, Jordan, Kenya, Kuwait, Malaysia, Myanmar, Nepal, New Zealand, Nigeria, Oman, Pakistan, Saudi Arabia, Singapore, South Africa, Sri Lanka, Sudan, Swaziland, Türkiye, UAE, UK, Yemen, Zimbabwe).
- Total duration: 3 hours (each session broadcasted thrice during the week)
- Total feedback received from 100 participants, from three different broadcasts

Please rate the following aspects of the session

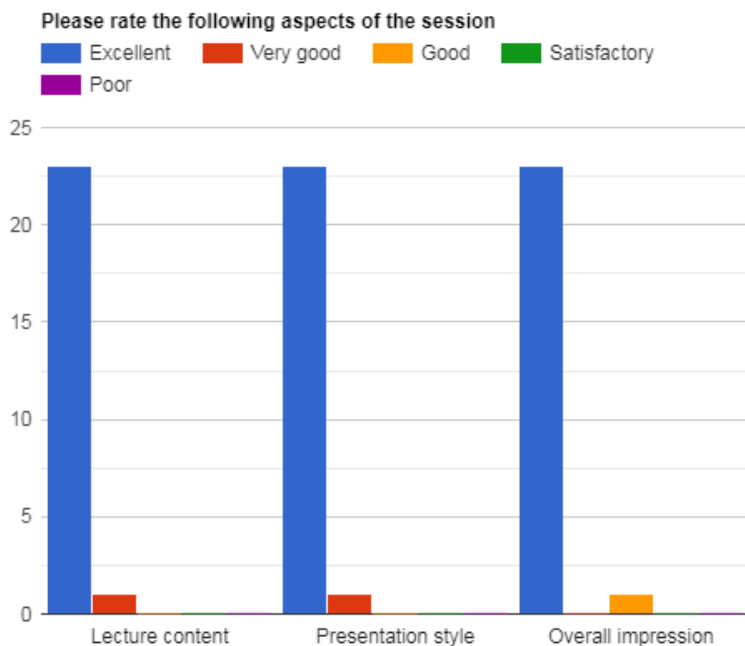
Excellent Very good Good Satisfactory Poor



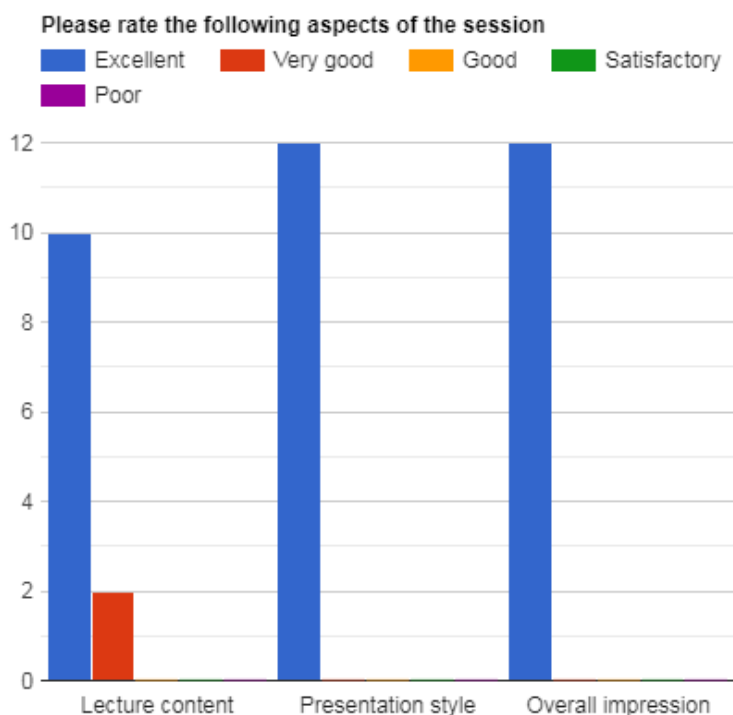
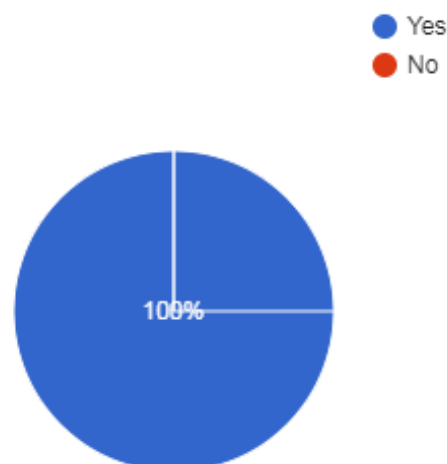
Did you find it useful  
64 responses



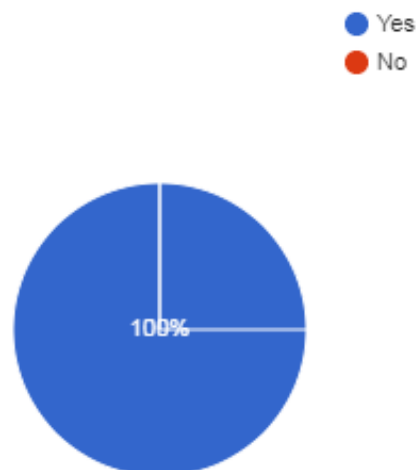
## GIT - Mastering Plain X-Ray Abdomen & Viva Cases



Did you find it useful  
24 responses



Did you find it useful  
12 responses



### Testimonials

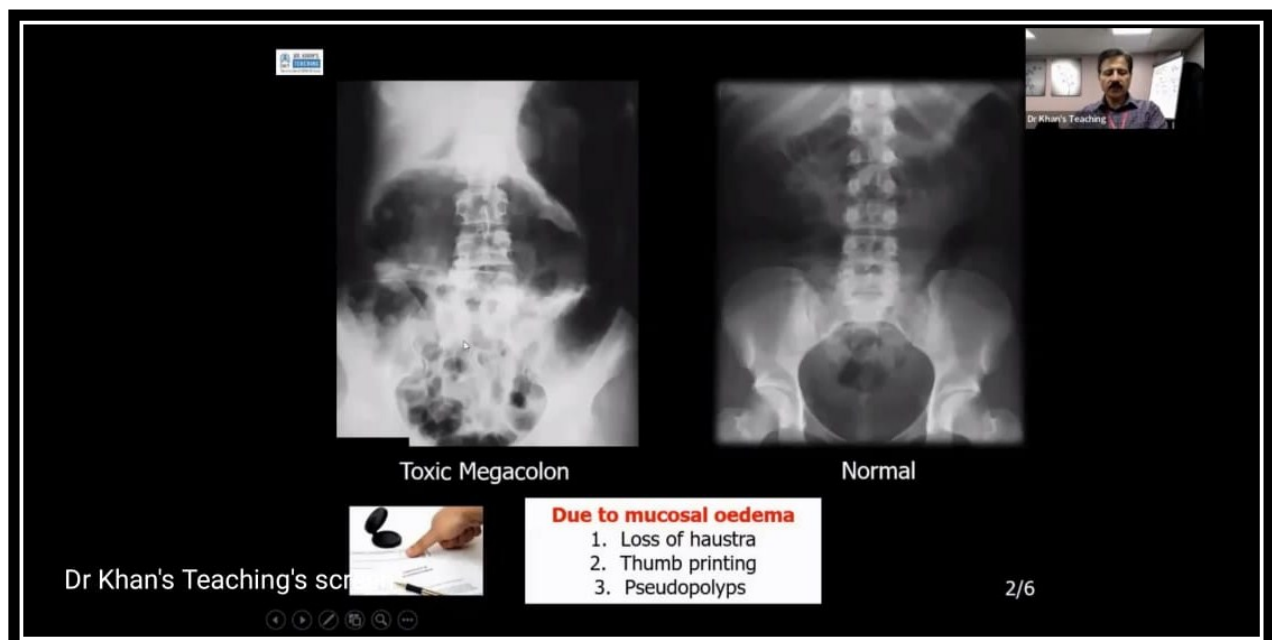
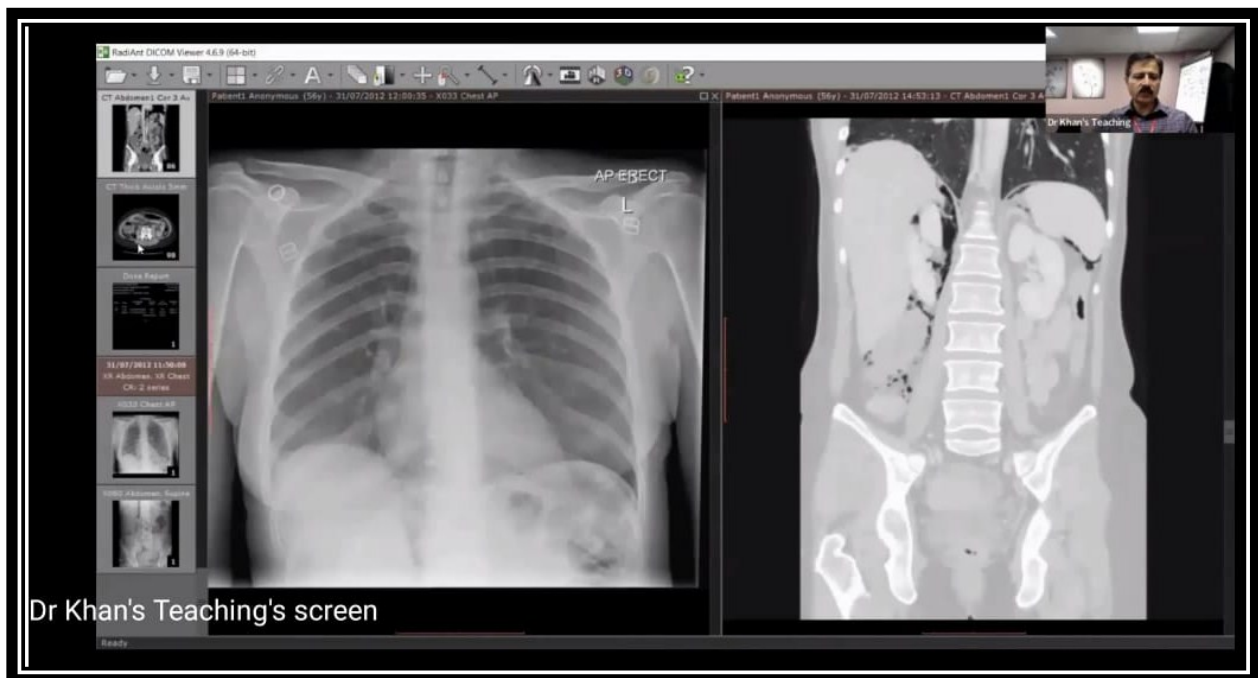
- The way Dr Khan teaches radiology like mathematics, he makes things 2+2!! (Pakistan).
- Dr Khan teaches pathologies but also keeps referring to normal anatomy which is beneficial for those preparing for FRCR part 1 (UAE).
- Great material, High yield as always. Thank you Dr Khan (Zimbabwe).
- Teaching material was amazing (UAE).
- Nice (Yemen).

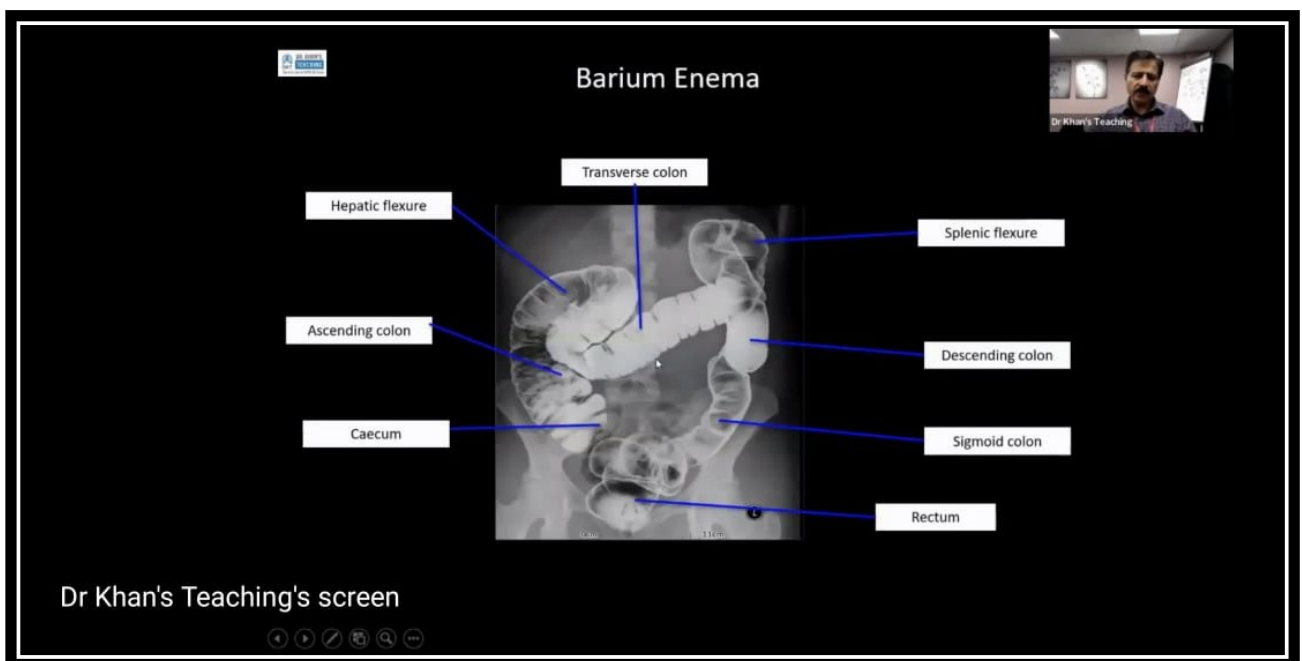
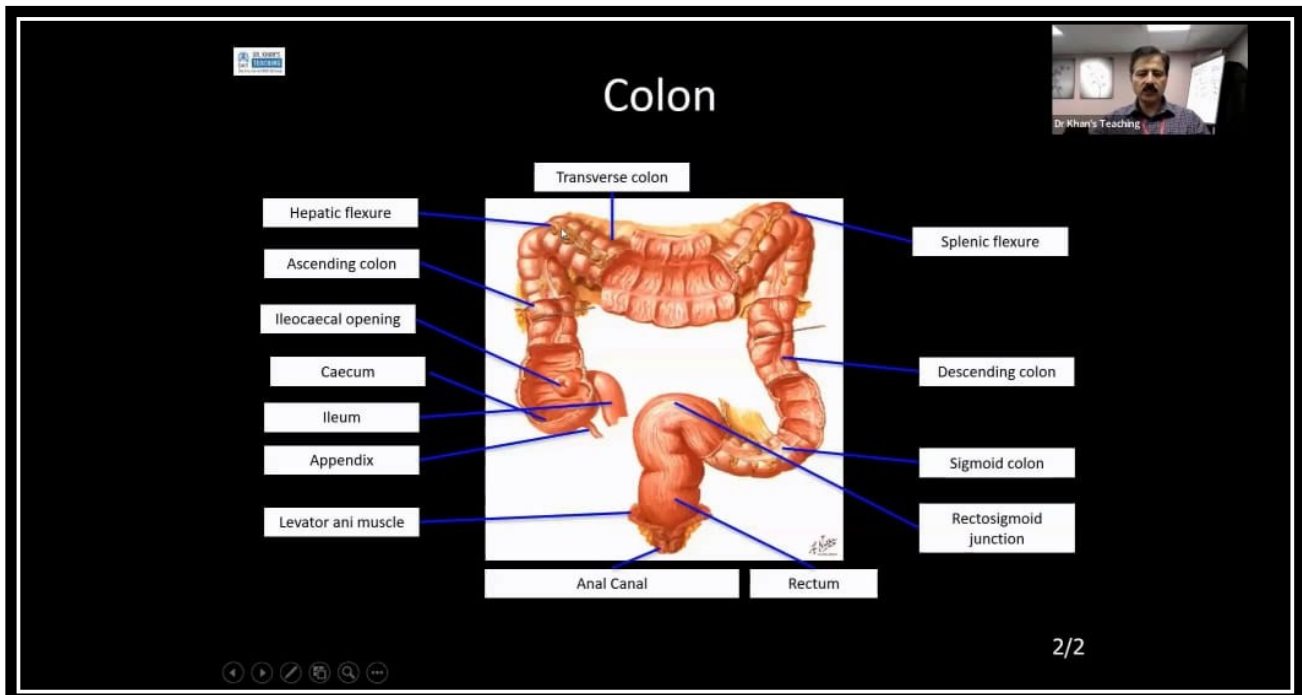
## GIT - Mastering Plain X-Ray Abdomen & Viva Cases

- Good explanation (Sri Lanka).
- Great help. Thank you (UK).
- Entire session was useful (India).
- Excellent. Repeats of the lectures are very appreciated (UK).
- Dr Khan dissects through the chaff and leaves you with clarity of mind that is unmatched (Zimbabwe).
- Excellent teaching (UK).
- Thanks for these lectures (UK).
- Applied anatomy before the cases was outstanding (Pakistan).
- Nicely chosen teaching cases (UK).
- Perfect session (Egypt).
- Excellent (UAE).
- It was a perfect class by Dr Khan (Pakistan).
- Reporting tips was useful (Pakistan).
- Anatomical review and radiology correlation and DICOM were the most useful (Algiers).
- Excellent presentation (Pakistan).
- Correlation between anatomy pathology and radiology was amazing (India).
- It was thought from the very basic level (Pakistan).
- Good revision for me (UK).
- Perfect (Pakistan).
- Many concepts are cleared (Pakistan).
- Good explanation of cases (Saudi Arabia)
- Collection of radiographs was awesome (Pakistan).
- The basics of X-ray abdomen with detailed anatomical concepts was most useful (Pakistan).
- Excellent and detailed description of GIT concepts and anatomy with good exam cases (Pakistan).
- Excellent cases with very good explanation (Sri Lanka).
- Everything was superb (Pakistan).
- Rapid concise explanation was amazing (Yemen).
- Covering everything in excellent way (Pakistan).
- Lecture and images are awesome (Pakistan).
- Excellent as always (Iraq).
- Every part of it was useful (Pakistan).
- Excellent (Egypt).
- Great knowledge (Pakistan).
- Highly recommend and appreciated (Pakistan).
- Excellent and very helpful to me (Sri Lanka).
- Great session (Pakistan).
- Very good as always (UK).
- Wonderful (Pakistan).
- Very good (Yemen).
- Excellent session (Pakistan).
- Impressive (Nigeria).
- Best session (Pakistan).
- Way of teaching was amazing (Pakistan).

## GIT - Mastering Plain X-Ray Abdomen & Viva Cases

- Detailed overview of AXR. Starting from basic principles to more challenging cases was most useful (UK).
- Explanation on pneumoperitoneum was superb (Hong Kong).
- X-ray films and important pathologies to look were the most useful part (Pakistan).
- Abdominal radiographs was amazing (Pakistan).
- Keep it up (Pakistan).
- Excellent job (Pakistan).
- Great (UK).
- Great (Pakistan).
- Excellent (Pakistan).





=====XX=====XX=====